



## Green Tree Frog

*Litoria caerulea*



Green Tree Frogs are common to Queensland, the Northern Territory, Northern Western Australia, Northern NSW and the extreme North East Corner of South Australia. They thrive in cane fields and areas of marshland and are often found on road sides during the tropical wet seasons. Green Tree Frogs appear to be attracted to artificial lighting where much of their flying and crawling prey may gather.



### Housing

Green Tree Frogs should be housed in a tall terrarium that is at least 18" (46cm) in length, with a small pond or plastic dish filled with water for them to bathe in. The terrarium must be well ventilated and the humidity be kept around 80%. Humidity can be controlled through the use of a cover that is a combination of screen and glass; to increase the humidity, partially cover the screen with the glass lid. Keep a spray bottle of dechlorinated water handy and mist daily. Ventilation is important and this can be improved by the addition of an aquarium air pump running fresh air into the terrarium. Aquatic silk and aquatic plastic plants can be used to decorate your display but beware some plastic plants should not be used as they are made from materials that can give off toxic fumes harmful to your pet frogs.

There are two ways to set up your frog terrarium (Option 1 is the preferred way as we believe it is the cleanest)


Option 1: Place spacer pipes of approximately 5cm into the base of the display then a plastic grid wrapped in plastic fly screen is placed across the spacer pipes. An

aquarium canister filter is then positioned with the inlet pipe under the grid and the outlet pipe (if desired) positioned to spill water back into the frogs new bathing pool via a waterfall. Over the grid coarse gravel (at least 9cm) is

placed on top to create a land area and bathing pool. Robust plants such as aquatic sailboats can be planted in the land area. Any plants used in the land area must have all soil washed throughly from the roots as this can contaminate

the bathing water. Drift wood, ornaments and food bowls can be added to decorate the land area. Water is then placed into the base of the display to fill the pool but leave the land area above dry. The canister filter is then used to circulate and filter the water in the frogs bathing pool reducing the need to for cleaning or changind the water so often. Complete flush out and replacement of the water is recommended approximately every 8 weeks. If the environment is not humid enough an aqurium heater can be placed across the base of the aquarium prior to the grid being positioned or alternatively a canister filter with a built in heater can be used.

Option 2: The substrate can be (from base to top) carbon, cat litter, soil then spagnum moss. The cat litter helps to absorb excess moisture, carbon to absorb smells, soil to grow plants and the moss provides a soft base to sit on and helps avoid soil from sticking to the frogs. Plants and logs should be added to help create a natural



habitat for the frogs. Water bowls used as bathing pools in this option may need to be cleaned every day. If this environment begins to develop an odour it may be time to replace the soil and moss.

### Temperature

The temperature range for the Green Tree Frog should be between 25-29°C during the day and 19-25°C at night.



### Ceramic Heat Globe

Good for heating the frog enclosure. With any globe (light or heat) ensure you use a special fitting to prevent serious burns


### Lighting

Good lighting is very important and this can be achieved by using a good UV spectrum tube. A reptile full spectrum UVB and UVA tube will help live plants to grow lids are used over a terrarium much of the beneficial UV light is reduced; place the light tube over the screen part of the lid or if of using a globe, place inside the terrarium. (when using a globe always use a special fitting with a cage to ensure the frogs can't jump on causing serious burns).

An actinic reptile light can also be used to view these frogs during the night. Avoid basking reptile type lights as these can be detrimental, drying out or burning the frogs skin.

### Diet

The primary diet of the Green Tree Frog are insects although larger individuals will eat baby mice. Cricket, mealworms, flies and moths can be fed. Occasionally coat the insects with a calcium and vitamin powder is also beneficial. DO NOT feed your frog insects that have been killed with a spray.



Green Tree Frogs don't drink their water, they absorb moisture through their skin by sitting in or swimming in their water bowl or pond. Green Tree Frogs are most active at night and are most likely to feed at that time, so before you go to bed at night it is best to check that they have fresh food and clean, dechlorinated water.

### Call and Reproduction

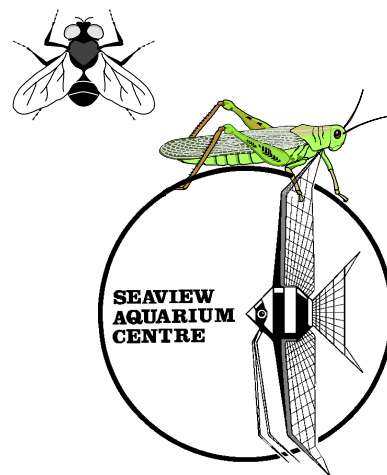
Males call from vegetation and ground around pools from September to March. The mating call is a monotonous low-key 'crawk-crawk-crawk'. About 1000-3000, brown pigmented eggs in clear jelly are laid as a raft on top of water. Fertilised eggs sink to the bottom becoming attached to pond vegetation. Tadpole maximum size 44mm. Juveniles metamorphose at 15-18mm.

### Care

Green Tree Frogs kept in an environment outlined above will live up to 16 years. There are a few simple rules to remember when caring for frogs:

- 1) Always handle the frogs with wet hands.
- 2) Keep their environment warm and humid.
- 3) Always keep their environment clean.
- 4) Use a special full spectrum UVB and UVA reptile tube to aid in the growth of the Green Tree Frog.
- 5) Try to keep their diet varied.
- 6) Ensure you have tight fitting lids, they can squeeze through the smallest of holes.

In summary frogs are attractive easily cared for creatures.



**SEAVIEW AQUARIUM CENTRE**  
237 Anzac Highway Plympton S.A. 5038

PH: (08) 8371 0380

email: [seaview@seaviewaquarium.com.au](mailto:seaview@seaviewaquarium.com.au)

website: [www.seaviewaquarium.com.au](http://www.seaviewaquarium.com.au)