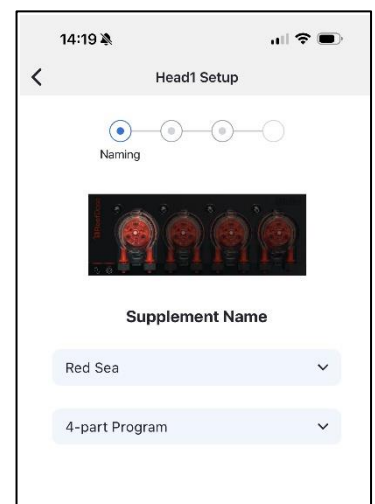
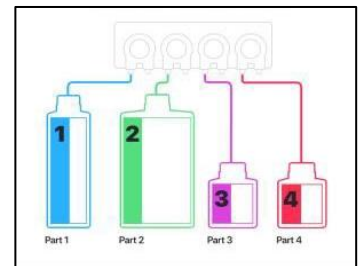




Using the new 4-Part Reef Care Program with ReefDose-4

Note before you start: The Complete 4-part Reef Care has been developed as a complete supplementing program provided in 4 bottles that are to be used together in a fixed ratio. ReefDose-4 allows you to manage all 4 parts of the program as a single product by automatically dosing Parts 2, 3 & 4 based on your settings for Part-1, which includes Calcium. To get the most out of Complete Reef Care with a ReefDose-4 simply follow the instructions below by selecting “Complete Reef Care” as your supplement type. (If you do not plan on using the 4-parts as recommended, do not select the “Complete Reef Care” as the supplement for Head-1 and set up each head individually, creating personalized supplements for each of the 4 heads.)

- Ensure that you have the latest version of the app installed: Go to the App Store or Google Store and search for ReefBeat – If an update is required, you'll see an 'update' button. Simply click on it to update your ReefBeat with the necessary software.
- Open the “Device Manager” in ReefBeat and ensure you have the latest ReefDose firmware and update if necessary.
- Disconnect any previous supplements from the dosing heads and remove any liquid remaining in the dosing tubes by using the “priming” function in the App.
- Connect the four bottles in numerical order from left to right. Note: you will be instructed to prime and calibrate each of the heads as part of the setup process.
- Open the setup page of Head 1 in the ReefBeat App. If your ReefDose was previously using different supplements start by deleting the previous supplement only from head 1.
- Follow the setup procedure and select “4-Part Program” as your supplement type.
- A popup will appear, explaining that to utilize the program, previous supplements for all the other heads must be deleted. Selecting "Confirm" will do this automatically and allow you to proceed to the next step.

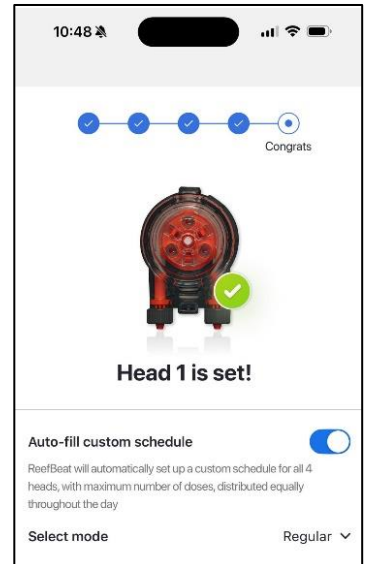




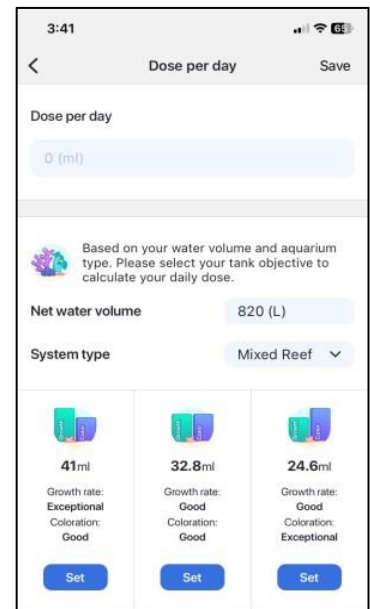
At the end of the head setup process, we recommend toggling ON the “auto-fill custom schedule” which automatically sets up a custom schedule for **all 4 heads**, with the maximum number of doses for each head, distributed equally throughout the day.

- If you prefer an alternate dosing schedule, you have the option to select it on each dosing head settings page. Please be aware that the ‘Single,’ ‘24-hourly,’ and ‘Custom periods’ dosing schedules will require manual configuration for each of the 4 dosing heads.
- Click on ‘Done’ and Head 1 will be ready for setting the desired Daily Dose.

Note: Do not toggle on the “Activate schedule” until you've completed the setup for all 4 heads.



- Setting the desired dose per day:
ReefBeat will automatically calculate the recommended initial daily dose for Part-1 of the Complete Reef Care 4-part program according to your aquarium volume and system type (Mixed Reef, SPS Dominant, Frags & ULNS). No recommendations are available for other system types. Alternatively, you can enter whatever daily dose you think is appropriate.
- Once you “Save” the daily dose for Part 1, ReefBeat will automatically implement the correct daily dose for parts 2,3 & 4.
- Once head 1 is fully configured, you will need to complete the setup procedure of priming and calibrating the 3 other heads.
- Reopen the settings page of Part-1 and toggle on the “Activate schedule”.
Note: depending on the time of day or what supplementing you may have done prior to starting the 4-Part program, you can decide if you want ReefDose to give the full daily dose or just the relative part for the rest of today. ReefDose will then implement the dosing schedule for all 4 heads.



Adjustments to daily dosing: When you need to adjust the daily doses for the 4-part program, simply make the adjustment for Part-1 and the daily of the other parts will be updated accordingly.

Manual Dosing: If you wish to make a manual adjustment to your element levels (e.g. to raise the calcium to its desired level) it is possible to dose each head individually, or automatically dose all 4 parts in the fixed ratio to Part-1.

Test log & Calculator: This is a new feature that will soon become available in a future version of the ReefBeat App. This feature will enable you to set the desired levels of salinity and calcium according to your reef-keeping goals, log your test results, and calculate any manual adjustment doses and adjustments to the daily doses for all 4 parts.

Red Sea’s customer support is ready to assist you with any questions you may have.